

SMART COLORS — DESIGNED ENERGY EFFICIENT

					
ASH GRAY	BURGUNDY *	BURNISHED SLATE	CHARCOAL GRAY	COLONIAL RED	DARK BRONZE
					
DOVE GRAY	EVERGREEN	HARTFORD GREEN *	HEMLOCK GREEN *	MANSARD BROWN *	MATTE BLACK *
					
MEDIUM BRONZE	PATINA GREEN	REGAL BLUE *	REGAL RED *	REGAL WHITE	SANDSTONE
					
SIERRA TAN	SLATE BLUE	SLATE GRAY	SOLAR WHITE	STONE WHITE	SURREY BEIGE
					
TERRA COTTA					







CORELINE TEXTURED LOW-GLOSS (TLG) PVDF

NON-PAINTED

					
BLACK *	CHARCOAL GRAY *	DARK BRONZE *	MEDIUM BRONZE *	MOONSTONE *	ACRYLIC-COATED GALVALUME®

METALLIC COLORS

WEATHERED COLORS

					
CHAMPAGNE *	COPPER *	PRE-WEATHERED GALVALUME *	SILVER *	COR-TEN AZP RAW *	VINTAGE *

- * Available at a slight price premium
- * Metallic premium
- * Weathered premium

Oil canning is an aesthetic issue and is an inherent part of light gauge cold formed metal products. By using coil that has been processed properly, designing for thermal movement, following stringent specifications for installation, and proper handling, most oil canning can be minimized. Oil canning is not grounds for coil/panel rejection.



**SEE OUR COLORS
ON YOUR ROOF!**
Scan the QR code or
visit qrco.de/bbxEie
for our color visualizer.

STOCK AVAILABILITY MATRIX	LEED V4.1	ISR	EMI	3 YR. SRI	SRI	GALVALUME				ALUMINUM				
						22 GA.	24 GA.	24 GA.	24 GA.	.032 NOM.	.032 NOM.	.040 NOM.	.050 NOM.	.063 NOM.
						48.375"	40.375"	44.375"	48.375"	40.500"	48.000"	48.000"	48.000"	48.000"
Acrylic Coated Galvalume®	L	0.67	0.14	N/A	56	●	●		●					
Ash Gray		0.32	0.83	31	31		●		●	●	●	●		
Burgundy		0.31	0.86	29	32		●		●					
Burnished Slate		0.25	0.83	22	22		●		●					
Champagne Metallic		0.32	0.83	31	31		●		●					
Charcoal Gray		0.25	0.83	22	22	●	●	●	●	●	●	●		
Colonial Red		0.25	0.83	22	22		●		●	●	●			
Copper Metallic	L	0.35	0.75	32	32		●		●	●	●			
Cor-Ten AZP® Raw		0.32	0.89	N/A	34		●		●					
Dark Bronze		0.25	0.83	22	22	●	●	●	●	●	●	●	●	●
Dove Gray	L	0.35	0.83	35	35	●	●		●	●	●	●		
Evergreen		0.25	0.83	22	22		●		●	●	●	●		
Hartford Green		0.25	0.83	22	22		●		●		●	●	●	
Hemlock Green		0.25	0.83	22	22		●		●					
Mansard Brown		0.25	0.83	22	22	●	●		●	●	●	●	●	
Matte Black		0.25	0.83	22	22	●	●	●	●	●	●	●	●	●
Medium Bronze		0.25	0.83	22	22	●	●	●	●	●	●	●	●	●
Patina Green		0.32	0.83	31	31		●		●					
Pre-weathered Galvalume®		0.24	0.83	19	21		●		●	●	●			
Regal Blue		0.25	0.83	22	22		●		●					
Regal Red	L	0.35	0.83	35	35		●		●					
Regal White	L	0.65	0.83	77	77	●	●	●	●	●	●	●	●	●
Sandstone	L	0.35	0.83	35	35		●		●	●	●	●		
Sierra Tan		0.31	0.87	28	31		●		●	●	●	●		
Silver Metallic	L	0.54	0.77	55	60		●		●	●	●	●	●	
Slate Blue		0.25	0.83	22	22		●		●	●				
Slate Gray	L	0.35	0.83	35	35	●	●	●	●	●	●	●	●	
Solar White	L	0.65	0.83	77	77		●		●	●	●	●	●	●
Stone White	L	0.55	0.83	59	63		●		●	●	●	●		
Surrey Beige	L	0.35	0.75	32	32		●		●	●	●			
Terra Cotta	L	0.35	0.83	35	35		●		●	●	●	●		
TLG Black		0.25	0.83	22	22		●		●					
TLG Charcoal Gray		0.25	0.83	22	22		●		●					
TLG Dark Bronze		0.25	0.83	22	22		●		●					
TLG Medium Bronze		0.25	0.83	22	22		●		●					
TLG Moonstone		0.32	0.83	31	31		●		●					
Vintage®		0.30	0.70	N/A	22		●		●					
Custom Colors						▲	▲	▲	▲	▲	▲	▲	▲	▲

NOTES

- All of Sheffield's CoolR® metal is painted with a .20 mil primer and .70 - .90 mil Top Coat of 70% PVDF resin-based coating. The reverse side has a .20 primer and .30 - .40 backer coating.
- For low slope roofing to meet LEED V4.1 requirements, the initial SRI must be ≥ 82 OR the 3-year SRI must be ≥ 64. For steep slope roofing to meet LEED V4.1 requirements, the initial SRI for 75% of the roof must be ≥ 39 OR the 3-year SRI must be ≥ 32.
- Low slope is defined as ≤ 2:12. Steep slope is defined as > 2:12.
- Materials should be stored in a cool, dry place. Materials with PVC film on project sites should be used immediately or stored in a climate-controlled setting. PVC film must be removed prior to installation.
- Anything not noted in the Availability Matrix can be painted, regardless of width, substrate, or thickness; however, it would be subject to a minimum paint run and would need to meet standard custom order criteria.

KEY

- = Stocked Item
- = Available from Atlanta location only
- ▲ = Available on Custom Order Basis
- L = LEED V4.1 Compliant
- ISR = Initial Solar Reflectance
- EM = Emissivity
- SRI = Solar Reflectance Index

Colors shown are matched as accurately as possible, but may vary slightly from the finished product. These rich and vibrant colors are produced with PVDF resins, which provide superior color retention and allow Sheffield Metals to offer non-prorated coating warranties for most applications. Galvalume® is a registered trademark of BIEC International Inc. Coating warranty varies for CoolR® Moonstone, Matte Black, Copper, Champagne, Silver, and Pre-Weathered Galvalume. Steelscape's Vintage carries a 20-year Finish Warranty. Please contact your representative for more information.

Touch-up should only be done with a Sheffield Metals color-matched PVDF air-dry paint pen.